商品ID	SKU编码	商品名称	69码	产品型号
58251	BHR8978GL	Xiaomi Night Light 3	6941812795903	9290041697

尺寸：80*80mm

小米生态链产品包装图纸

图纸提供单位

飞彗智能照明

项目名称

Xiaomi Night Light 3

版本号

V0.4

设计时间

2024/06/17

设计师

侯楠

材质工艺要求

材质要求： 封面158g双铜纸，内页58g双胶纸

制作工序： 印刷-模切-折叠

工艺要求： 冷灰11C印刷

颜色及专色： 冷灰11C印刷

纹理要求 NA

比例 1:1 单位 mm

繁体

xiaomi Night Light 3 User Manual · 01
Xiaomi 夜燈 3 使用說明書 · 08
Руководство пользователя ночника Xiaomi Night Light 3 · 14
Xiaomi 야간 조명 3 사용 설명서 · 22
دليل مستخدم المصباح الليلي 3 من Xiaomi · 29
คู่มือผู้ใช้งานไฟกลางคืน Xiaomi 3 · 35
Manuale utente Xiaomi Night Light 3 · 41
Manuel d'utilisation de la Xiaomi Night Light 3 · 48
Xiaomi Nachtlicht 3 Bedienungsanleitung · 55
Manual de usuario de Xiaomi Night Light 3 · 62
Instrukcja obsługi Lampki nocnej Xiaomi 3 · 69
Manual do utilizador da Luz noturna Xiaomi 3 · 76
Xiaomi Gece Lambası 3 Kullanım Kılavuzu · 83
Xiaomi Nachtlamp 3 Gebruikershandleiding · 90
Посібник користувача нічного світильника Xiaomi Night Light 3 · 97
Panduan Pengguna Xiaomi Night Light 3 · 104

Read this manual carefully before use, and retain it for future reference.

Product Overview

Package Contents: Xiaomi Night Light 3, base, USB charging cable, user manual, warranty notice.

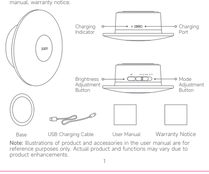

Note: Illustrations of product and accessories in the user manual are for reference purposes only. Actual product and functions may vary due to product enhancements.

1

How to Use

First-time use: Toggle the mode adjustment button to turn on the night light.

Press this button to adjust the brightness to the high or low level.
OFF · Set the mode adjustment button to OFF to turn off the night light.
ON · Set the mode adjustment button to ON to turn on the night light.
AUTO · Set the mode adjustment button to AUTO to activate the sensing mode. In dark environments, the night light will automatically turn on when detecting human activity and will automatically turn off after 15 seconds.

Low battery reminder: When the battery level drops below 20%, the night light will breathe three times as a reminder for you to charge it promptly. The indicator will turn red while charging and white when fully charged.

2

Mounting the Night Light

• Remove the base and choose a flat and dry location approximately 0.4 to 1.2 meters above the ground. Clean the mounting surface thoroughly and peel off the release paper from the back of the base.
• Attach the base to the selected location, press firmly to ensure it sticks securely, and then attach the night light to the base.

Note: • Align the Xiaomi logo correctly (as shown in the figure) to maximize the human motion sensing range.
• Remove the protective film from the Xiaomi icon before first use.

Battery Life

After fully charged, the battery life in the motion sensing mode is calculated based on lighting up ten times a day for 15 seconds each time. Actual battery life may vary slightly depending on conditions of use.

	Always-on Mode	Motion Sensing Mode
Low Brightness	Approx. 30 hours	Approx. 8 months
High Brightness	Approx. 9 hours	Approx. 4 months

3

Sensing Range

The human motion sensing range covers an area within 120° with the Xiaomi logo as the origin, extending five meters forward and three meters to the sides. The effectiveness of motion sensing depends on the ambient temperature, brightness, human body size, and movement speed.



The sensing range is related to the installation height. The illustrated sensing range is based on a mounting height of 1.2 meters and tested with the Xiaomi logo on the night light positioned as shown in the figure.

Specifications

Name: Night Light
Model: 9290041697
Scope of Application: Indoor
Rated Input: 5 V ⎓ 1 A
Rated Input Power: 2.5 W
(0.03 W/LED module × 15)

Color Temperature: 2700 K
Color Rendering Index: Ra80
Battery Capacity: 600 mAh
Net Weight: Approx. 117 g
Dim. Dimensions: ø 95 × 41 mm

4

Precautions

• indicates that the product is intended for indoor use only (Operating Temperature: 0°C to 40°C).
• Do not disassemble or repair the night light yourself.
• When using the night light, please keep it away from water sources and avoid exposure to high temperatures, direct sunlight, and strong impacts. Do not use it in humid conditions or cover it for a long period of time as it may cause damage to the product or safety hazards.
• Use the USB charging cable provided in the package and do not replace it with other cables. If the external cable or cord of the night light is damaged, replace it with one provided by the manufacturer or its authorized service provider.
• The LED light source contained in this luminaire shall only be replaced by the manufacturer or his service agent or a similar qualified person.
• The product shall be supplied with a certified independent SELV adapter with output voltage5V⎓1A) and at least equal to the rated power of this product.
• Charge the night light regularly when it is not in use for a long period of time. If it has not been used for a long time, the light must be charged continuously for at least 30 min before turned off) before use to avoid insufficient voltage that affects the usage. While the light is turned off, it takes approximately three hours to fully charge the light.
• The night light contains a lithium-ion battery. Do not disassemble, puncture, crush or throw the night light, or expose it to fire. Do not place it in high-temperature or low-pressure environment. Do not use the night light if it has been submerged in water.
• The night light's adhesive base cannot be reused. Please confirm the positioning before adhering the base.
• Before using the adhesive base, please make sure the surface is smooth, clean and dry. It is recommended to adhere the base to smooth wooden, non-coated or tile surfaces. Do not adhere it to a painted wall surface. The adhesive strip should be used at a temperature between 21°C and 38°C (pre-heating is recommended in temperatures below 10°C) to avoid affecting the adhesive effect.
• Once the base has been adhered, fully press the base and leave it for 24 hours before connecting it magnetically to the night light (applying full pressure during the initial 24 hours ensures a strong bond).
• The built-in battery of this product is not replaceable.

Regulatory Compliance Information

WEEE Disposal and Recycling Information
This product, being the symbol, uses water electrical and electronic equipment (WEEE as in directive2012/19/EU) which should not be mixed with unsorted household waste. Instead, you should protect human health and the environment by handing over your waste equipment to a designated collection point for the recycling of waste electrical and electronic equipment, appointed by the government or local authorities. Correct disposal and recycling will help prevent potential negative consequences for the environment and human health. Please contact the installer or local authorities for more information about the location aswell as terms and conditions of such collection points.

EU Declaration of Conformity
We FEIHUI Lighting Technology (shanghai) Co., Ltd. hereby, declares that this equipment is in compliance with the applicable Directives and European Norms, and amendments. The full text of the EU declaration of conformity is available at the following internet address: http://www.mi.com/global/service/support/declaration.html

6

Manufactured for: Xiaomi Communications Co., Ltd.
Manufactured by: FEIHUI Lighting Technology (shanghai) Co., Ltd.
(a.Mi Ecosystem company)
Address: 2nd floor, No.9, Lane 888, Tianlin Road, Minhang District, Shanghai City, P.R. China
For further information, please go to www.mi.com

7

简体

使用產品前請仔細閱讀本說明書，並妥善保管。

產品介紹

包裝內容：Xiaomi 夜燈 3、底座、USB 充電線、說明書

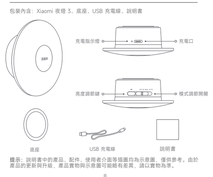

警示：說明書中的產品、配件、使用者介面等圖片均為示意圖，僅供參考，由於產品的更新與升級，產品實物與示意圖可能略有差異，請以實物為準。

8

使用

首次使用：撥動模式調節開關打開夜燈。

按此調節亮度，高、低兩個可調。
OFF：模式調節開關置於 OFF，夜燈關閉。
ON：模式調節開關置於 ON，夜燈常亮。
AUTO：模式調節開關置於 AUTO，夜燈設定為感應模式，在黑暗環境中探測到人體活動時，夜燈會自動亮起，並在15秒後自動關閉。

低電量提醒：電池電量低於20%時，夜燈會呼吸閃爍三次，請及時充電。指示燈為紅色表示正在充電，白色表示電量已充滿。

9

固定夜燈

• 除下底座，建議在離地面0.4-1.2公尺處選擇平整且乾燥的位置，先把黏貼處擦拭乾淨，然後撕開背膠上的離型紙。
• 將底座黏貼在所選位置，用力按壓，使底座黏貼牢固，最後將夜燈按到底座面上。

注意： • 需將小米圖示擺正（如圖所示），以確保人體感應範圍最大。
• 初次使用請將小米圖示上的保護膜撕掉。

續航時間

滿電狀態下，感應模式續航時間為根據每天點亮10次，每次亮起15秒測試計算所得。根據使用者使用條件不同，續航時間可能略有偏差。

	常亮模式	感應模式
低檔亮度	約30小時	約8個月
高檔亮度	約9小時	約4個月

10

感應範圍

人體感應的範圍為以Xiaomi標誌為原點的120°角內，正前方5公尺和側方3公尺以內的區域。感應效果與溫度、亮度、人體體型、移動速度有關。

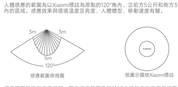

感應範圍與安裝高度相關，圖示感應範圍是基於1.2公尺的安裝高度且按圖示擺正後測試的結果。

基本規格

產品名稱：夜燈
產品型號：9290041697
適用範圍：室內
額定輸入：5V ⎓ 1A
額定輸入功率：2.5 W
（15顆×0.03 W/LED模組）

色　　溫：2700K
顯色指數：Ra80
電池容量：600mAh
產品淨重：約117g
產品尺寸：ø95×41 mm

11

注意事項

• 表示產品僅供室內使用（使用溫度：0℃~40℃）。
• 請自行拆解或修復此燈。
• 使用此款具有調溫亮度的夜燈時，請遠離水源、熱源、直接照射、強烈撞擊；請勿長期在潮濕環境中使用或覆蓋燈體，以免造成產品損壞或安全隱患。
• 此燈具隨附專用充電線，請勿使用其他充電線。若燈具線纜或線材發生損壞，請聯系製造商或其授權的售後服務機構進行更換。
• 此燈具內部搭載鋰離子電池，請勿拆解、刺穿、擠壓、焚燒或將其投入火中；請勿將其置於高溫環境中；請水靠近使用。
• 此燈具內含發光體，請勿自行拆解、維修、換電，若確認燈具發生故障，請聯系製造商或其授權的售後服務機構進行處理。
• 此燈具具備不受限制，請您妥善使用。切勿長時間使用，若發現燈體出現下沉情況，請立即停止使用，並聯系製造商或其授權的售後服務機構進行檢查。
• 使用前請確保安裝表面平整乾燥，粘貼前請確認粘貼位置。
• 使用前請確保安裝表面平整乾燥，清潔表面，除塵，去油，雙面粘貼位置需要預留24小時固化時間，以確保粘貼牢固。
• 請勿在表面有油污、灰塵、潮濕、粗糙、凹凸不平、曲面、玻璃、瓷砖、金屬、塑料、橡胶、皮革、木質、石材、大理石、墙纸、涂料、乳胶漆、硅藻泥、粉末涂料、喷漆、油漆、清漆、木蜡油、木油、木漆、水泥、石膏板、石灰、砂浆、灰泥、砖、混凝土、沥青、瓦、陶瓷、玻璃、搪瓷、不锈钢、铝合金、铜、铁、PVC、PP、PE、ABS、PC、PMMA、PET、PA、PU、EPS、EPDM、硅胶、TPE、TPU、TPR、EVA、PVB、PTFE、PVDF、FRP、GRP、CFRP、KEVLAR、PEEK、PPS、PSU、PPO、PPA、PBT、POM